



Location: CMA1b - Oil Street Site Office

Report on 24-hour TSP monitoring

Action Level ( $\mu\text{g}/\text{m}^3$ ) - 176.7

Limit Level ( $\mu\text{g}/\text{m}^3$ ) - 260

Date	Sampling Time	Weather Condition	Filter paper no.	Filter Weight, g		Elapse Time, hr		Sampling Time, hr	Flow Rate, $\text{m}^3/\text{min}$			Total Volume, $\text{m}^3$	TSP Level, $\mu\text{g}/\text{m}^3$
				Initial	Final	Initial	Final		Initial, $Q_{si}$	Final, $Q_{sf}$	Average		
30-May-13	8:00	Fine	005699	2.7430	2.7983	2896.07	2920.07	24.00	1.24	1.24	1.24	1780	31
5-Jun-13	8:00	Cloudy	005706	2.7429	2.7790	2923.07	2947.07	24.00	1.24	1.24	1.24	1780	20
10-Jun-13	8:00	Cloudy	006907	2.6109	2.6498	2950.07	2974.06	23.99	1.25	1.26	1.26	1809	22
15-Jun-13	8:00	Cloudy	005709	2.7583	2.8191	2977.06	3001.05	23.99	1.26	1.26	1.26	1811	34
21-Jun-13	8:00	Fine	006721	2.6532	2.6994	3004.07	3028.07	24.00	1.43	1.43	1.43	2060	22
27-Jun-13	8:00	Fine	006549	2.6088	2.7239	3031.07	3055.07	24.00	1.45	1.45	1.45	2092	55

Report on 1-hour TSP monitoring

Action Level ( $\mu\text{g}/\text{m}^3$ ) - 320.1

Limit Level ( $\mu\text{g}/\text{m}^3$ ) - 500

Date	Sampling Time	Weather Condition	Filter paper no.	Filter Weight, g		Elapse Time, hr		Sampling Time, hr	Flow Rate, $\text{m}^3/\text{min}$			Total Volume, $\text{m}^3$	TSP Level, $\mu\text{g}/\text{m}^3$
				Initial	Final	Initial	Final		Initial, $Q_{si}$	Final, $Q_{sf}$	Average		
31-May-13	8:50	Fine	005702	2.7401	2.7442	2920.07	2921.07	1.00	1.24	1.24	1.24	74	55
31-May-13	9:55	Fine	005719	2.8663	2.8678	2921.07	2922.07	1.00	1.24	1.24	1.24	74	20
31-May-13	11:00	Fine	005705	2.7495	2.7536	2922.07	2923.07	1.00	1.24	1.24	1.24	74	55
6-Jun-13	8:41	Cloudy	005601	2.8828	2.8845	2947.07	2948.07	1.00	1.24	1.24	1.24	74	23
6-Jun-13	9:53	Cloudy	005600	2.8919	2.8932	2948.07	2949.07	1.00	1.24	1.24	1.24	74	18
6-Jun-13	10:59	Cloudy	006879	2.6449	2.6499	2949.07	2950.07	1.00	1.24	1.24	1.24	74	67
11-Jun-13	8:41	Rainy	007013	2.6339	2.6381	2974.06	2975.06	1.00	1.26	1.26	1.26	76	56
11-Jun-13	9:50	Rainy	007010	2.6296	2.6342	2975.06	2976.06	1.00	1.26	1.26	1.26	76	61
11-Jun-13	13:04	Rainy	007007	2.6465	2.6494	2976.06	2977.06	1.00	1.26	1.26	1.26	76	38
17-Jun-13	8:10	Cloudy	005708	2.7441	2.7477	3001.05	3002.05	1.00	1.26	1.26	1.26	75	48
17-Jun-13	9:12	Cloudy	006708	2.6451	2.6480	3002.05	3003.05	1.00	1.26	1.26	1.26	75	39
17-Jun-13	10:26	Cloudy	006723	2.6759	2.6787	3003.05	3004.05	1.00	1.26	1.26	1.26	75	37
22-Jun-13	8:45	Cloudy	006543	2.6374	2.6471	3028.07	3029.07	1.00	1.61	1.61	1.61	97	100
22-Jun-13	9:45	Cloudy	006546	2.6355	2.6418	3029.07	3030.07	1.00	1.61	1.61	1.61	97	65
22-Jun-13	10:49	Cloudy	006547	2.6328	2.6358	3030.07	3031.07	1.00	1.61	1.61	1.61	97	31
28-Jun-13	8:05	Fine	006551	2.6091	2.6172	3055.22	3056.22	1.00	1.48	1.48	1.48	89	92
28-Jun-13	9:09	Fine	006553	2.6090	2.6187	3056.22	3057.22	1.00	1.48	1.48	1.48	89	110
28-Jun-13	10:20	Fine	006566	2.7354	2.7460	3057.22	3058.22	1.00	1.45	1.45	1.45	87	122

Location: CMA2a - Causeway Bay Community Centre

Report on 24-hour TSP monitoring  
Action Level ( $\mu\text{g}/\text{m}^3$ ) - 169.5  
Limit Level ( $\mu\text{g}/\text{m}^3$ ) - 260

Date	Sampling Time	Weather Condition	Filter paper no.	Filter Weight, g		Elapse Time, hr		Sampling Time, hr	Flow Rate, $\text{m}^3/\text{min}$			Total Volume, $\text{m}^3$	TSP Level, $\mu\text{g}/\text{m}^3$
				Initial	Final	Initial	Final		Initial, $Q_{si}$	Final, $Q_{sf}$	Average		
30-May-13	8:00	Fine	005700	2.7522	2.8596	12632.69	12656.69	24.00	1.38	1.38	1.38	1992	54
5-Jun-13	8:00	Cloudy	005707	2.7557	2.8525	12659.69	12683.69	24.00	1.38	1.38	1.38	1992	49
10-Jun-13	8:00	Cloudy	006877	2.6159	2.7805	12686.69	12710.68	23.99	1.16	1.16	1.16	1669	99
15-Jun-13	8:00	Cloudy	006705	2.6538	2.7864	12713.68	12737.68	24.00	1.53	1.53	1.53	2200	60
21-Jun-13	8:00	Fine	006722	2.6625	2.7482	12740.68	12764.68	24.00	1.36	1.36	1.36	1957	44
27-Jun-13	8:00	Fine	006550	2.6046	2.6968	12767.66	12791.66	24.00	1.38	1.38	1.38	1983	46

Report on 1-hour TSP monitoring  
Action Level ( $\mu\text{g}/\text{m}^3$ ) - 323.4  
Limit Level ( $\mu\text{g}/\text{m}^3$ ) - 500

Date	Sampling Time	Weather Condition	Filter paper no.	Filter Weight, g		Elapse Time, hr		Sampling Time, hr	Flow Rate, $\text{m}^3/\text{min}$			Total Volume, $\text{m}^3$	TSP Level, $\mu\text{g}/\text{m}^3$
				Initial	Final	Initial	Final		Initial, $Q_{si}$	Final, $Q_{sf}$	Average		
31-May-13	8:45	Fine	005703	2.7432	2.7530	12656.69	12657.69	1.00	1.38	1.38	1.38	83	118
31-May-13	9:45	Fine	005720	2.8629	2.8708	12657.69	12658.69	1.00	1.38	1.38	1.38	83	95
31-May-13	10:55	Fine	005704	2.7413	2.7503	12658.69	12659.69	1.00	1.38	1.38	1.38	83	108
6-Jun-13	8:25	Cloudy	005602	2.8884	2.8918	12683.69	12684.69	1.00	1.13	1.13	1.13	68	50
6-Jun-13	9:36	Cloudy	005617	2.7198	2.7239	12684.69	12685.69	1.00	1.13	1.13	1.13	68	60
6-Jun-13	10:50	Cloudy	006878	2.6429	2.6471	12685.69	12686.69	1.00	1.38	1.38	1.38	83	51
11-Jun-13	8:30	Rainy	005636	2.7169	2.7182	12710.68	12711.68	1.00	1.15	1.38	1.27	76	17
11-Jun-13	9:40	Rainy	007011	2.6504	2.6518	12711.68	12712.68	1.00	1.15	1.38	1.27	76	18
11-Jun-13	13:05	Rainy	007008	2.6475	2.6498	12712.68	12713.68	1.00	1.36	1.38	1.37	82	28
17-Jun-13	8:03	Cloudy	006706	2.6898	2.6918	12737.68	12738.68	1.00	1.38	1.38	1.38	83	24
17-Jun-13	9:08	Cloudy	006707	2.6694	2.6734	12738.68	12739.68	1.00	1.38	1.38	1.38	83	48
17-Jun-13	10:15	Cloudy	006709	2.6363	2.6389	12739.68	12740.68	1.00	1.38	1.38	1.38	83	31
22-Jun-13	8:45	Cloudy	006544	2.6254	2.6304	12764.68	12765.68	1.00	1.34	1.34	1.34	80	62
22-Jun-13	9:53	Cloudy	006545	2.6276	2.6324	12765.68	12766.68	1.00	1.27	1.27	1.27	76	63
22-Jun-13	10:58	Cloudy	006548	2.6201	2.6269	12766.68	12767.68	1.00	1.38	1.38	1.38	83	82
28-Jun-13	8:06	Fine	006552	2.6139	2.6183	12791.66	12792.66	1.00	1.41	1.41	1.41	85	52
28-Jun-13	9:08	Fine	006505	2.7472	2.7531	12792.66	12793.66	1.00	1.41	1.41	1.41	85	70
28-Jun-13	10:15	Fine	006507	2.7331	2.7409	12793.66	12794.66	1.00	1.41	1.41	1.41	85	92



Location: CMA3a - CWB PRE Site Office Area

Report on 24-hour TSP monitoring  
 Action Level ( $\mu\text{g}/\text{m}^3$ ) - 171  
 Limit Level ( $\mu\text{g}/\text{m}^3$ ) - 260

Date	Sampling Time	Weather Condition	Filter paper no.	Filter Weight, g		Elapse Time, hr		Sampling Time, hr	Flow Rate, $\text{m}^3/\text{min}$			Total Volume, $\text{m}^3$	TSP Level, $\mu\text{g}/\text{m}^3$
				Initial	Final	Initial	Final		Initial, $Q_{si}$	Final, $Q_{sf}$	Average		
30-May-13	8:00	Fine	004933	2.8023	2.9134	13477.96	13501.80	23.84	1.58	1.58	1.58	2258	49
5-Jun-13	8:00	Cloudy	005736	2.8686	3.0502	13504.80	13528.80	24.00	1.49	1.49	1.49	2144	85
10-Jun-13	8:00	Cloudy	005671	2.7407	2.8627	13531.80	13555.79	23.99	1.46	1.46	1.46	2103	58
15-Jun-13	8:00	Cloudy	005710	2.7339	2.8687	13558.79	13582.78	23.99	1.60	1.60	1.60	2297	59
21-Jun-13	8:00	Fine	006985	2.6415	2.8553	13585.79	13609.78	23.99	1.53	1.54	1.53	2208	97
27-Jun-13	8:00	Fine	006973	2.6155	2.7157	4.66	28.66	24.00	1.34	1.34	1.34	1925	52

Report on 1-hour TSP monitoring  
 Action Level ( $\mu\text{g}/\text{m}^3$ ) - 311.3  
 Limit Level ( $\mu\text{g}/\text{m}^3$ ) - 500

Date	Sampling Time	Weather Condition	Filter paper no.	Filter Weight, g		Elapse Time, hr		Sampling Time, hr	Flow Rate, $\text{m}^3/\text{min}$			Total Volume, $\text{m}^3$	TSP Level, $\mu\text{g}/\text{m}^3$
				Initial	Final	Initial	Final		Initial, $Q_{si}$	Final, $Q_{sf}$	Average		
31-May-13	8:05	Fine	005698	2.7449	2.7555	13501.80	13502.80	1.00	1.47	1.47	1.47	88	121
31-May-13	9:35	Fine	006808	2.6504	2.6602	13502.80	13503.80	1.00	1.47	1.47	1.47	88	111
31-May-13	10:40	Fine	006807	2.6310	2.6426	13503.80	13504.80	1.00	1.47	1.47	1.47	88	132
6-Jun-13	9:15	Cloudy	006772	2.6368	2.6406	13528.80	13529.80	1.00	1.56	1.56	1.56	93	41
6-Jun-13	10:19	Cloudy	006674	2.6422	2.6547	13529.80	13530.80	1.00	1.56	1.56	1.56	93	134
6-Jun-13	13:00	Cloudy	006776	2.6450	2.6480	13530.80	13531.80	1.00	1.51	1.51	1.51	91	33
11-Jun-13	9:15	Rainy	006900	2.6110	2.6170	13555.79	13556.79	1.00	1.56	1.56	1.56	94	64
11-Jun-13	10:19	Rainy	006902	2.5919	2.5981	13556.79	13557.79	1.00	1.54	1.54	1.54	93	67
11-Jun-13	13:00	Rainy	006704	2.6674	2.6720	13557.79	13558.79	1.00	1.60	1.60	1.60	96	48
17-Jun-13	8:16	Cloudy	006992	2.6350	2.6435	13582.79	13583.79	1.00	1.50	1.50	1.50	90	95
17-Jun-13	9:23	Cloudy	006990	2.6597	2.6646	13583.79	13584.79	1.00	1.57	1.57	1.57	94	52
17-Jun-13	10:30	Cloudy	006988	2.6436	2.6495	13584.79	13585.79	1.00	1.46	1.46	1.46	88	67
22-Jun-13	8:16	Cloudy	006787	2.6520	2.6617	13609.78	13610.78	1.00	1.50	1.50	1.50	90	108
22-Jun-13	9:23	Cloudy	006789	2.6192	2.6269	13610.78	13611.78	1.00	1.54	1.55	1.54	93	83
22-Jun-13	10:30	Cloudy	006791	2.6160	2.6255	13611.78	13612.78	1.00	1.52	1.54	1.53	92	104
28-Jun-13	9:50	Fine	004936	2.7837	2.7919	28.66	29.66	1.00	1.41	1.41	1.41	85	97
28-Jun-13	13:00	Fine	006880	2.6462	2.6495	29.66	30.66	1.00	1.41	1.41	1.41	85	39
28-Jun-13	14:06	Fine	006906	2.6099	2.6174	30.66	31.66	1.00	1.41	1.41	1.41	85	89



Location: CMA4a - SPCA

Report on 24-hour TSP monitoring  
 Action Level ( $\mu\text{g}/\text{m}^3$ ) - 171.2  
 Limit Level ( $\mu\text{g}/\text{m}^3$ ) - 260

Date	Sampling Time	Weather Condition	Filter paper no.	Filter Weight, g		Elapse Time, hr		Sampling Time, hr	Flow Rate, $\text{m}^3/\text{min}$			Total Volume, $\text{m}^3$	TSP Level, $\mu\text{g}/\text{m}^3$
				Initial	Final	Initial	Final		Initial, $Q_{si}$	Final, $Q_{sf}$	Average		
30-May-13	8:00	Fine	004934	2.7892	2.8555	16782.78	16806.78	24.00	1.26	1.26	1.26	1816	37
5-Jun-13	8:00	Cloudy	006805	2.6246	2.6993	16809.77	16833.77	24.00	1.28	1.28	1.28	1845	40
10-Jun-13	8:00	Cloudy	005678	2.7405	2.8117	16836.77	16860.77	24.00	1.24	1.24	1.24	1784	40
15-Jun-13	8:00	Cloudy	006903	2.6232	2.6734	16863.79	16887.77	23.98	1.26	1.26	1.26	1814	28
21-Jun-13	8:00	Fine	006986	2.6314	2.7000	16890.77	16914.76	23.99	1.14	1.14	1.14	1636	42
27-Jun-13	8:00	Fine	006792	2.6222	2.7036	16917.76	16941.76	24.00	1.26	1.26	1.26	1809	45

Report on 1-hour TSP monitoring  
 Action Level ( $\mu\text{g}/\text{m}^3$ ) - 312.5  
 Limit Level ( $\mu\text{g}/\text{m}^3$ ) - 500

Date	Sampling Time	Weather Condition	Filter paper no.	Filter Weight, g		Elapse Time, hr		Sampling Time, hr	Flow Rate, $\text{m}^3/\text{min}$			Total Volume, $\text{m}^3$	TSP Level, $\mu\text{g}/\text{m}^3$
				Initial	Final	Initial	Final		Initial, $Q_{si}$	Final, $Q_{sf}$	Average		
31-May-13	8:15	Fine	005701	2.7406	2.7468	16806.78	16807.77	0.99	1.14	1.14	1.14	68	91
31-May-13	9:20	Fine	006809	2.6306	2.6358	16807.77	16808.77	1.00	1.26	1.26	1.26	76	69
31-May-13	10:50	Fine	006806	2.6114	2.6182	16808.77	16809.77	1.00	1.26	1.26	1.26	76	90
6-Jun-13	8:59	Cloudy	006771	2.6433	2.6477	16833.77	16834.77	1.00	1.24	1.24	1.24	74	59
6-Jun-13	10:10	Cloudy	006773	2.6377	2.6429	16834.77	16835.77	1.00	1.10	1.10	1.10	66	79
6-Jun-13	13:00	Cloudy	006775	2.6228	2.6254	16835.77	16836.77	1.00	1.24	1.24	1.24	74	35
11-Jun-13	8:12	Rainy	006904	2.6164	2.6198	16860.79	16861.79	1.00	1.26	1.26	1.26	76	45
11-Jun-13	9:15	Rainy	006905	2.6250	2.6315	16861.79	16862.79	1.00	1.26	1.26	1.26	76	86
11-Jun-13	10:30	Rainy	006906	2.6146	2.6182	16862.79	16863.79	1.00	1.26	1.26	1.26	76	48
17-Jun-13	8:13	Cloudy	006991	2.6405	2.6424	16887.77	16888.77	1.00	1.14	1.14	1.14	68	28
17-Jun-13	9:23	Cloudy	006989	2.6165	2.6195	16888.77	16889.77	1.00	1.34	1.34	1.34	80	37
17-Jun-13	10:35	Cloudy	006897	2.6316	2.6343	16889.77	16890.77	1.00	1.24	1.24	1.24	74	36
22-Jun-13	8:02	Cloudy	006784	2.6561	2.6584	16914.76	16915.76	1.00	1.26	1.26	1.26	75	30
22-Jun-13	9:55	Cloudy	006788	2.6236	2.6275	16915.76	16916.76	1.00	1.26	1.26	1.26	75	52
22-Jun-13	10:58	Cloudy	006790	2.6107	2.6160	16916.76	16917.76	1.00	1.26	1.26	1.26	75	70
28-Jun-13	9:25	Fine	004939	2.7982	2.8054	16941.76	16942.76	1.00	1.26	1.26	1.26	75	96
28-Jun-13	13:00	Fine	006881	2.6295	2.6364	16942.76	16943.76	1.00	1.26	1.26	1.26	75	92
28-Jun-13	14:02	Fine	006882	2.6374	2.6397	16943.76	16944.76	1.00	1.26	1.26	1.26	75	31



Location: CMA5a - Children Garden opposite to Pedestrian Plaza

Report on 24-hour TSP monitoring

Action Level ( $\mu\text{g}/\text{m}^3$ ) - 181  
Limit Level ( $\mu\text{g}/\text{m}^3$ ) - 260

Date	Sampling Time	Weather Condition	Filter paper no.	Filter Weight, g		Elapse Time, hr		Sampling Time, hr	Flow Rate, $\text{m}^3/\text{min}$			Total Volume, $\text{m}^3$	TSP Level, $\mu\text{g}/\text{m}^3$
				Initial	Final	Initial	Final		Initial, $Q_{si}$	Final, $Q_{sf}$	Average		
30-May-13	8:00	Fine	006696	2.6618	2.7324	17757.58	17781.58	24.00	1.27	1.27	1.27	1828	39
5-Jun-13	8:00	Cloudy	006733	2.6435	2.6986	17757.58	17781.58	24.00	1.27	1.27	1.27	1829	30
10-Jun-13	8:00	Cloudy	005716	2.8509	2.9588	17835.57	17859.57	24.00	1.36	1.37	1.37	1970	55
15-Jun-13	8:00	Cloudy	006737	2.6430	2.7484	17862.63	17886.63	24.00	1.37	1.37	1.37	1973	53
27-Jun-13	9:40	Fine	006052	2.6144	2.7396	17921.26	17945.26	24.00	1.32	1.32	1.32	1907	66

\*24hr-TSP monitoring at CMA5a scheduled on 21 June 2013 was temporarily suspended due to continuous electricity power supply for 24hrs was unavailable.

Report on 1-hour TSP monitoring

Action Level ( $\mu\text{g}/\text{m}^3$ ) - 332  
Limit Level ( $\mu\text{g}/\text{m}^3$ ) - 500

Date	Sampling Time	Weather Condition	Filter paper no.	Filter Weight, g		Elapse Time, hr		Sampling Time, hr	Flow Rate, $\text{m}^3/\text{min}$			Total Volume, $\text{m}^3$	TSP Level, $\mu\text{g}/\text{m}^3$
				Initial	Final	Initial	Final		Initial, $Q_{si}$	Final, $Q_{sf}$	Average		
31-May-13	8:27	Fine	006760	2.6535	2.6594	17781.58	17782.58	1.00	1.36	1.36	1.36	82	72
31-May-13	13:00	Fine	006762	2.6556	2.6597	17782.58	17783.58	1.00	1.36	1.36	1.36	82	50
31-May-13	14:14	Fine	006764	2.6264	2.6296	17783.58	17784.58	1.00	1.11	1.11	1.11	67	48
6-Jun-13	8:10	Cloudy	005718	2.7464	2.7651	17781.58	17782.58	1.00	1.27	1.27	1.27	76	245
6-Jun-13	9:20	Cloudy	005712	2.8461	2.8565	17782.58	17783.58	1.00	1.18	1.18	1.18	71	147
6-Jun-13	13:02	Cloudy	006698	2.8532	2.8588	17783.58	17784.58	1.00	1.27	1.27	1.27	76	74
11-Jun-13	8:05	Rainy	005717	2.8414	2.8464	17859.57	17860.57	1.00	1.37	1.37	1.37	82	61
11-Jun-13	9:29	Rainy	006740	2.6218	2.6258	17860.57	17861.56	0.99	1.37	1.37	1.37	82	49
11-Jun-13	10:30	Rainy	005723	2.7973	2.8070	17861.56	17862.56	1.00	1.37	1.37	1.37	82	118
17-Jun-13	9:10	Cloudy	005667	2.8860	2.8954	17886.63	17887.63	1.00	1.33	1.33	1.33	80	118
17-Jun-13	10:25	Cloudy	005675	2.7492	2.7541	17887.63	17888.63	1.00	1.20	1.20	1.20	72	68
17-Jun-13	13:00	Cloudy	005609	2.8653	2.8721	17888.63	17889.63	1.00	1.26	1.26	1.26	76	90
24-Jun-13	15:00	Cloudy	006558	2.6197	2.6353	17907.68	17908.68	1.00	1.33	1.33	1.33	80	196
24-Jun-13	16:27	Cloudy	006953	2.6499	2.6532	17908.68	17909.68	1.00	1.33	1.33	1.33	80	41
25-Jun-13	8:00	Cloudy	006968	2.6286	2.6347	17909.68	17910.68	1.00	1.08	1.08	1.08	65	94
28-Jun-13	13:05	Fine	006954	2.6571	2.6605	17945.45	17946.45	1.00	1.32	1.32	1.32	79	43
28-Jun-13	14:20	Fine	006957	2.656	2.6604	17946.45	17947.45	1.00	1.32	1.32	1.32	79	55
28-Jun-13	15:33	Fine	006600	2.6158	2.625	17947.45	17948.45	1.00	1.32	1.32	1.32	79	116

\*Due to the interruption of electricity supply, the 1hr TSP monitoring at CMA5a was rescheduled from 22 June 2013 to 24 and 25 June 2013.



Location: MA1e - International Finance Centre (Eastern Wing)

Report on 24-hour TSP monitoring  
 Action Level ( $\mu\text{g}/\text{m}^3$ ) - 173.4  
 Limit Level ( $\mu\text{g}/\text{m}^3$ ) - 260

Date	Sampling Time	Weather Condition	Filter paper no.	Filter Weight, g		Elapse Time, hr		Sampling Time, hr	Flow Rate, $\text{m}^3/\text{min}$			Total Volume, $\text{m}^3$	TSP Level, $\mu\text{g}/\text{m}^3$
				Initial	Final	Initial	Final		Initial, $Q_{si}$	Final, $Q_{sf}$	Average		
30-May-13	8:00	Fine	005638	2.7469	2.8287	10449.35	10473.35	24.00	1.25	1.24	1.24	1793	46
5-Jun-13	8:00	Cloudy	006884	2.6154	2.6750	10476.35	10500.35	24.00	1.09	1.09	1.09	1573	38
10-Jun-13	8:00	Cloudy	006735	2.6514	2.7078	10503.35	10527.35	24.00	1.27	1.28	1.27	1833	31
15-Jun-13	8:00	Cloudy	005684	2.7333	2.7824	10530.34	10554.34	24.00	1.27	1.27	1.27	1835	27
21-Jun-13	8:00	Fine	006783	2.6402	2.7214	10557.34	10581.34	24.00	1.27	1.27	1.27	1830	44
27-Jun-13	8:00	Fine	005582	2.8518	2.9299	10584.34	10608.33	23.99	1.27	1.27	1.27	1829	43

Report on 1-hour TSP monitoring  
 Action Level ( $\mu\text{g}/\text{m}^3$ ) - 325.1  
 Limit Level ( $\mu\text{g}/\text{m}^3$ ) - 500

Date	Sampling Time	Weather Condition	Filter paper no.	Filter Weight, g		Elapse Time, hr		Sampling Time, hr	Flow Rate, $\text{m}^3/\text{min}$			Total Volume, $\text{m}^3$	TSP Level, $\mu\text{g}/\text{m}^3$
				Initial	Final	Initial	Final		Initial, $Q_{si}$	Final, $Q_{sf}$	Average		
31-May-13	11:00	Fine	006891	2.6198	2.6260	10473.35	10474.35	1.00	1.28	1.28	1.28	77	81
31-May-13	13:00	Fine	006890	2.6218	2.6264	10474.35	10475.35	1.00	1.28	1.28	1.28	77	60
31-May-13	14:05	Fine	006886	2.6388	2.6448	10475.35	10476.35	1.00	1.28	1.28	1.28	77	78
6-Jun-13	8:04	Cloudy	006764	2.6675	2.6843	10500.35	10501.35	1.00	1.28	1.28	1.28	77	218
6-Jun-13	9:27	Cloudy	006744	2.6356	2.6384	10501.35	10502.35	1.00	1.28	1.28	1.28	77	36
6-Jun-13	13:00	Cloudy	006746	2.6319	2.6357	10502.35	10503.35	1.00	1.24	1.24	1.24	75	51
11-Jun-13	8:02	Rainy	005711	2.7311	2.7368	10527.35	10528.35	1.00	1.19	1.19	1.19	71	80
11-Jun-13	9:05	Rainy	006701	2.6652	2.6682	10528.35	10529.35	1.00	1.12	1.12	1.12	67	45
11-Jun-13	15:30	Rainy	006750	2.6440	2.6466	10529.35	10530.35	1.00	1.29	1.29	1.29	78	33
17-Jun-13	8:03	Cloudy	006747	2.6320	2.6342	10554.34	10555.34	1.00	1.29	1.29	1.29	77	28
17-Jun-13	9:10	Cloudy	006779	2.6221	2.6239	10555.34	10556.34	1.00	1.29	1.29	1.29	77	23
17-Jun-13	10:15	Cloudy	006781	2.6326	2.6348	10556.34	10557.34	1.00	1.29	1.29	1.29	77	28
22-Jun-13	8:07	Cloudy	006502	2.7022	2.7090	10581.34	10582.34	1.00	1.29	1.29	1.29	77	88
22-Jun-13	9:16	Cloudy	006498	2.7160	2.7218	10582.34	10583.34	1.00	1.29	1.29	1.29	77	75
22-Jun-13	10:26	Cloudy	006494	2.7104	2.7153	10583.34	10584.34	1.00	1.29	1.29	1.29	77	63
28-Jun-13	8:00	Fine	006858	2.6486	2.6593	10608.33	10609.33	1.00	1.25	1.25	1.25	75	142
28-Jun-13	9:05	Fine	006859	2.6587	2.6686	10609.33	10610.33	1.00	1.01	1.01	1.01	61	164
28-Jun-13	10:10	Fine	006860	2.6188	2.6267	10610.33	10611.33	1.00	1.29	1.29	1.29	77	102



Location: MA1w - International Finance Centre (Western Wing)

Report on 24-hour TSP monitoring

Action Level ( $\mu\text{g}/\text{m}^3$ ) - 173.4

Limit Level ( $\mu\text{g}/\text{m}^3$ ) - 260

Date	Sampling Time	Weather Condition	Filter paper no.	Filter Weight, g		Elapse Time, hr		Sampling Time, hr	Flow Rate, $\text{m}^3/\text{min}$			Total Volume, $\text{m}^3$	TSP Level, $\mu\text{g}/\text{m}^3$
				Initial	Final	Initial	Final		Initial, $Q_{si}$	Final, $Q_{sf}$	Average		
30-May-13	8:00	Fine	005637	2.7312	2.8128	13567.75	13591.75	24.00	1.40	1.40	1.40	2014	41
5-Jun-13	8:00	Cloudy	006885	2.6405	2.7304	13594.75	13618.75	24.00	1.36	1.36	1.36	1961	46
10-Jun-13	8:00	Cloudy	006736	2.6302	2.6902	13621.80	13645.80	24.00	1.39	1.40	1.39	2006	30
15-Jun-13	8:00	Cloudy	006749	2.6345	2.6865	13648.80	13672.79	23.99	1.38	1.38	1.38	1980	26
21-Jun-13	8:00	Fine	006785	2.6401	2.7394	13675.79	13699.79	24.00	1.37	1.37	1.37	1975	50
27-Jun-13	8:00	Fine	005581	2.8590	2.9412	13702.79	13726.79	24.00	1.39	1.39	1.39	2002	41

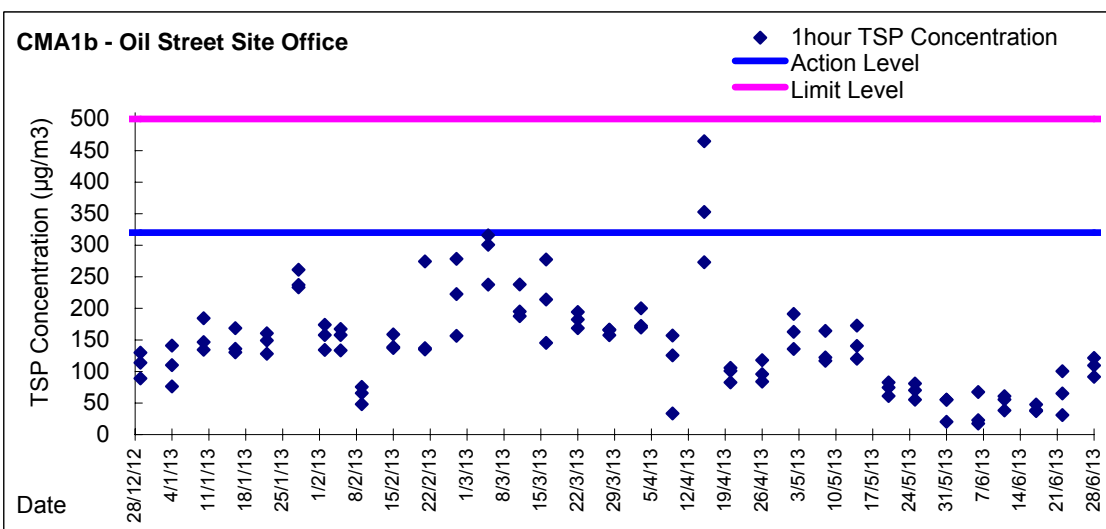
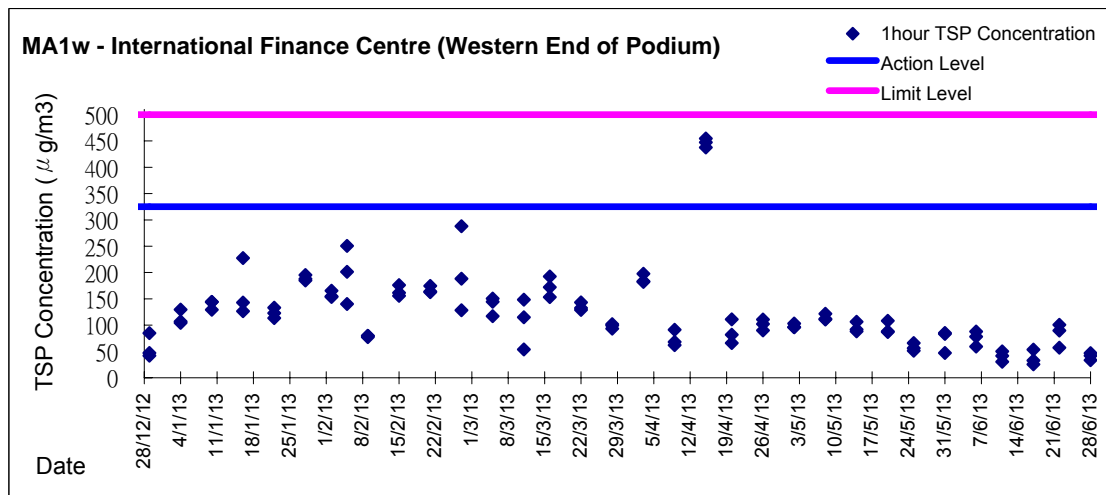
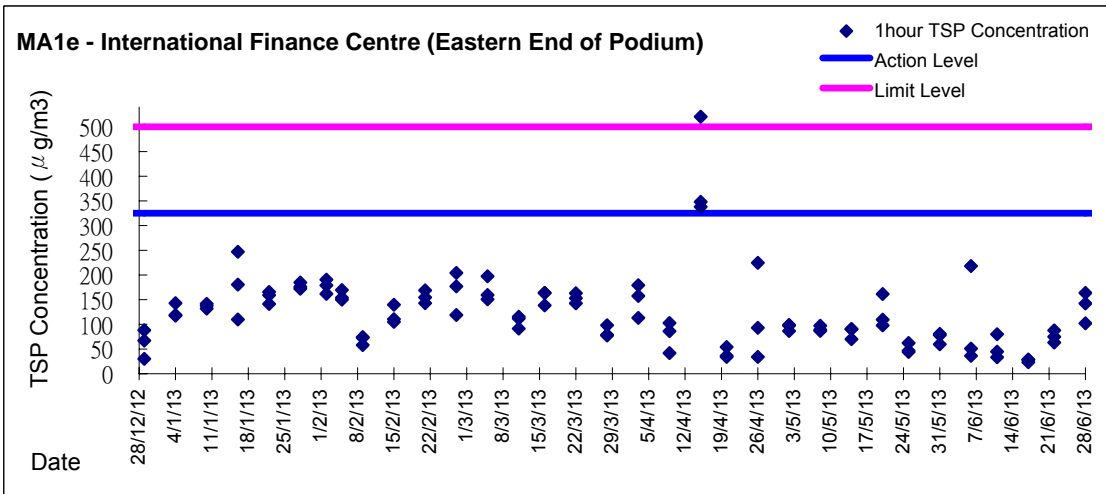
Report on 1-hour TSP monitoring

Action Level ( $\mu\text{g}/\text{m}^3$ ) - 325.1

Limit Level ( $\mu\text{g}/\text{m}^3$ ) - 500

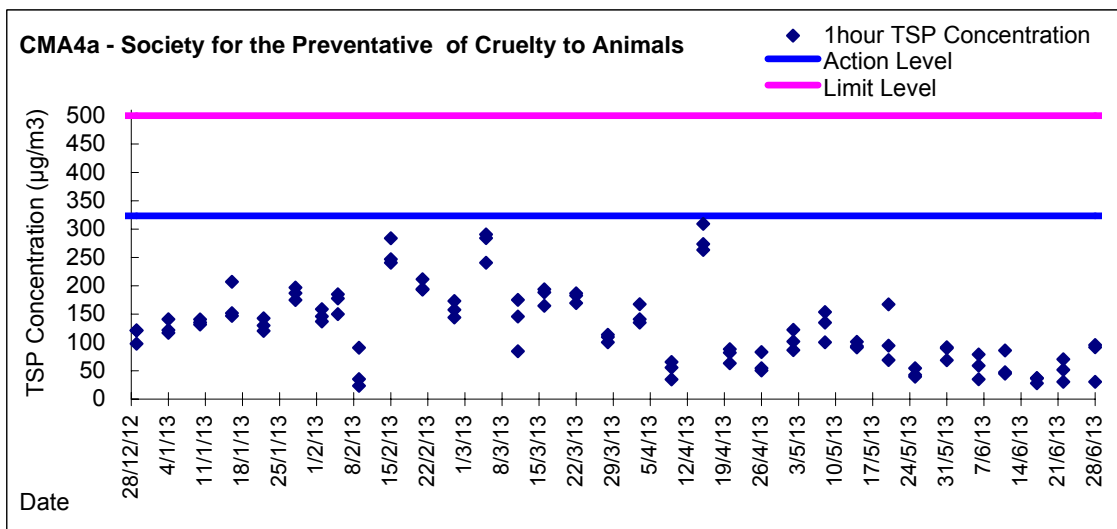
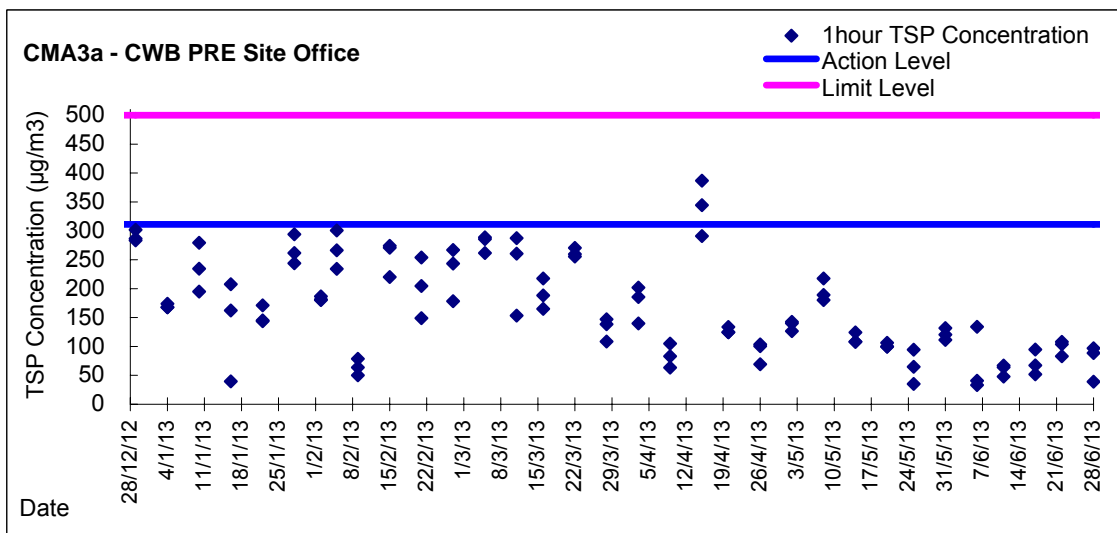
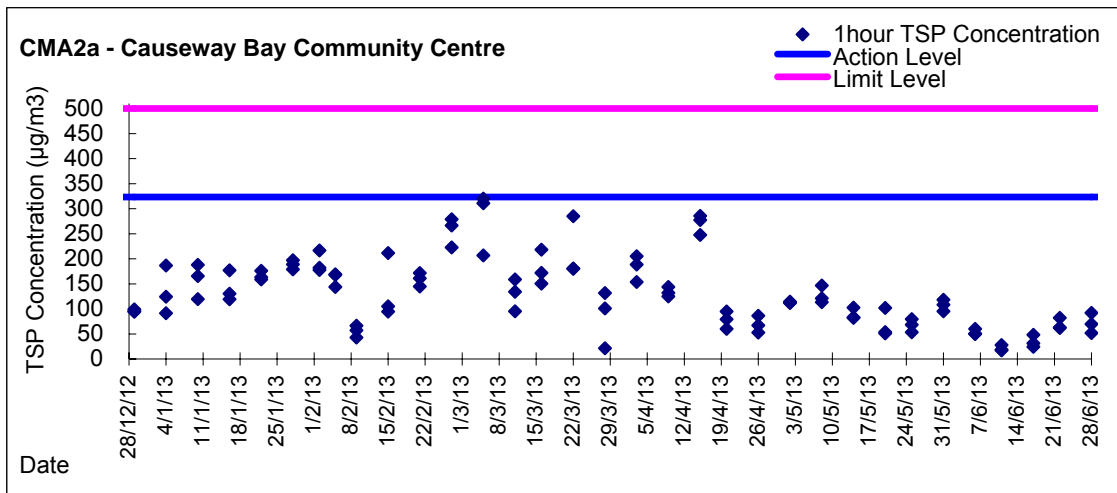
Date	Sampling Time	Weather Condition	Filter paper no.	Filter Weight, g		Elapse Time, hr		Sampling Time, hr	Flow Rate, $\text{m}^3/\text{min}$			Total Volume, $\text{m}^3$	TSP Level, $\mu\text{g}/\text{m}^3$
				Initial	Final	Initial	Final		Initial, $Q_{si}$	Final, $Q_{sf}$	Average		
31-May-13	11:00	Fine	006889	2.5954	2.5990	13591.75	13592.75	1.00	1.27	1.27	1.27	76	47
31-May-13	13:20	Fine	006887	2.6514	2.6579	13592.75	13593.75	1.00	1.27	1.27	1.27	76	85
31-May-13	14:25	Fine	006888	2.6018	2.6086	13593.75	13594.75	1.00	1.36	1.36	1.36	82	83
6-Jun-13	8:12	Cloudy	006770	2.6587	2.6654	13618.75	13619.75	1.00	1.27	1.27	1.27	76	88
6-Jun-13	9:34	Cloudy	006745	2.6185	2.6248	13619.75	13620.75	1.00	1.34	1.34	1.34	81	78
6-Jun-13	13:10	Cloudy	006743	2.6394	2.6443	13620.75	13621.75	1.00	1.38	1.38	1.38	83	59
11-Jun-13	8:05	Rainy	006700	2.6711	2.6744	13645.80	13646.80	1.00	1.32	1.32	1.32	79	42
11-Jun-13	9:15	Rainy	006702	2.6742	2.6764	13646.80	13647.80	1.00	1.21	1.21	1.21	72	30
11-Jun-13	15:40	Rainy	005598	2.8807	2.8849	13647.80	13648.80	1.00	1.40	1.40	1.40	84	50
17-Jun-13	8:10	Cloudy	006748	2.6394	2.6421	13672.79	13673.79	1.00	1.37	1.37	1.37	82	33
17-Jun-13	9:20	Cloudy	006780	2.6237	2.6258	13673.79	13674.79	1.00	1.37	1.37	1.37	82	25
17-Jun-13	10:25	Cloudy	006782	2.6369	2.6413	13674.79	13675.79	1.00	1.37	1.37	1.37	82	53
22-Jun-13	8:10	Cloudy	006501	2.7125	2.7199	13699.79	13700.79	1.00	1.37	1.37	1.37	82	90
22-Jun-13	9:13	Cloudy	006497	2.7300	2.7383	13700.79	13701.79	1.00	1.37	1.37	1.37	82	101
22-Jun-13	10:24	Cloudy	006493	2.7378	2.7425	13701.79	13702.79	1.00	1.37	1.37	1.37	82	57
28-Jun-13	8:10	Fine	006927	2.6338	2.6377	13726.79	13727.79	1.00	1.39	1.39	1.39	83	47
28-Jun-13	9:15	Fine	006928	2.6331	2.6366	13727.79	13728.79	1.00	1.39	1.39	1.39	83	42
28-Jun-13	10:15	Fine	006929	2.6243	2.6271	13728.79	13729.79	1.00	1.39	1.39	1.39	83	34

Graphic Presentation of 1 hour TSP Result

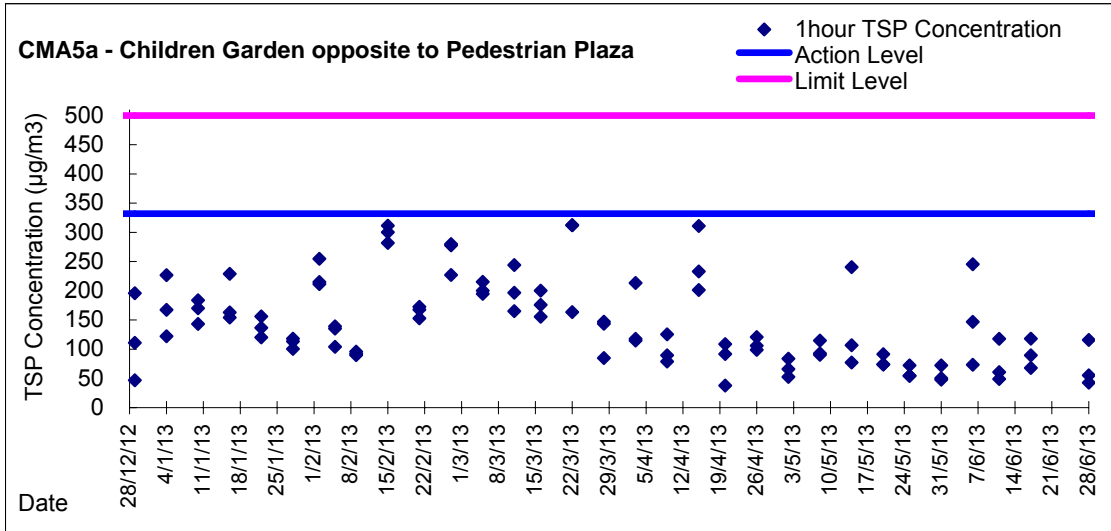




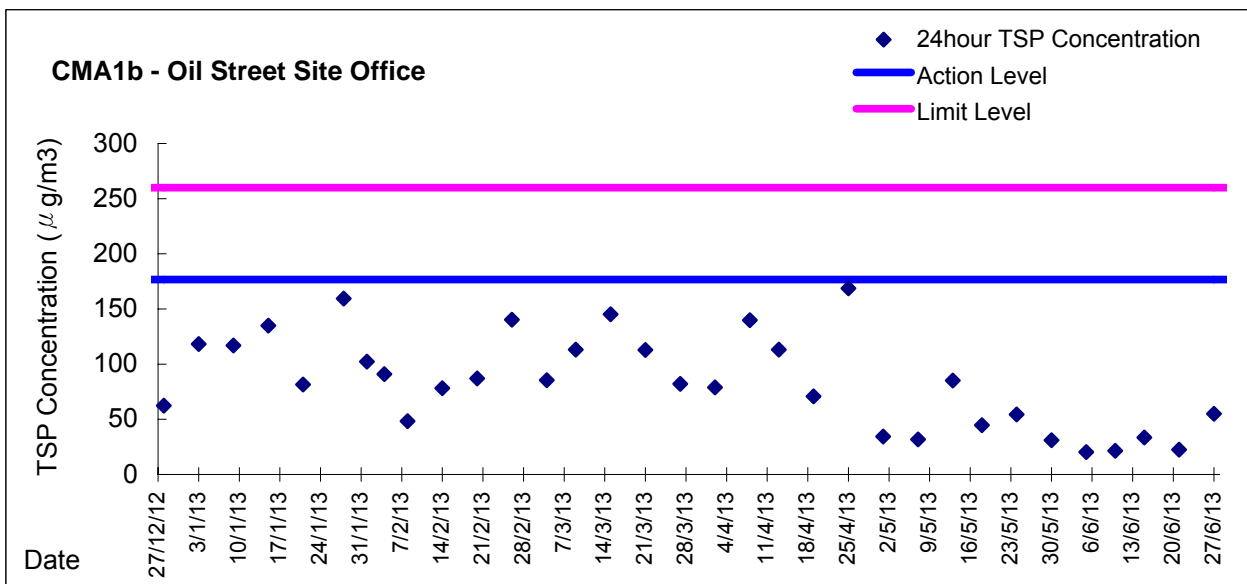
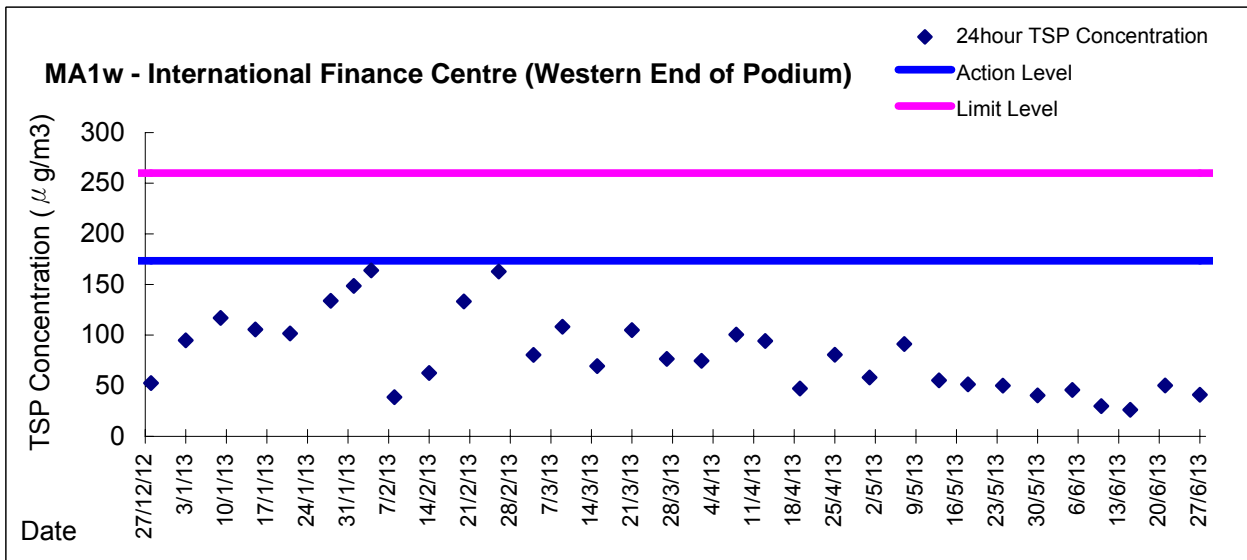
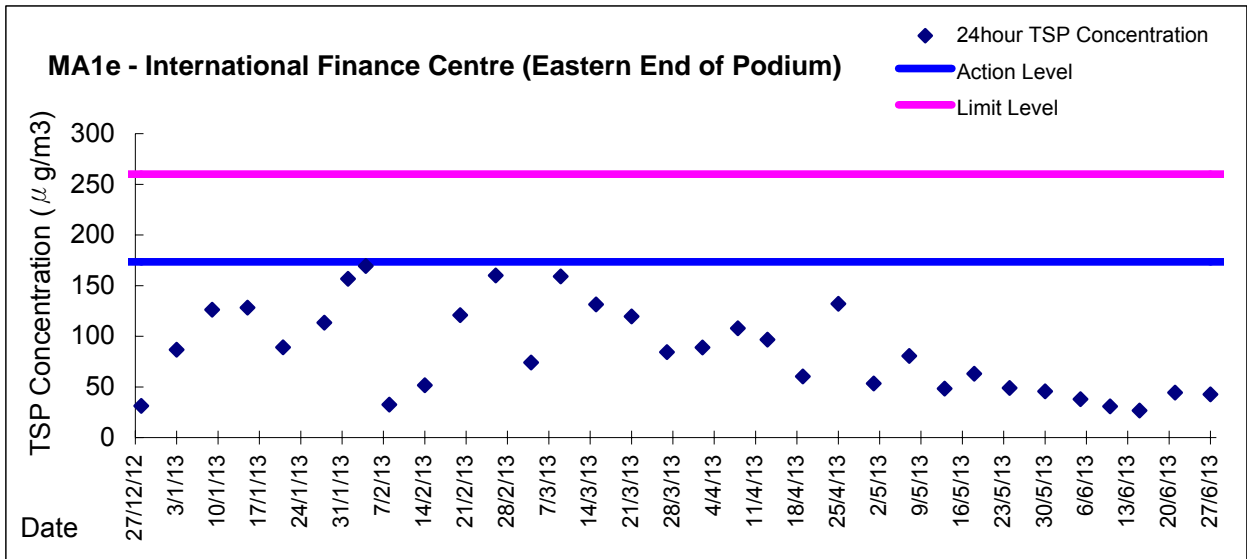
Graphic Presentation of 1 hour TSP Result



**Graphic Presentation of 1 hour TSP Result**

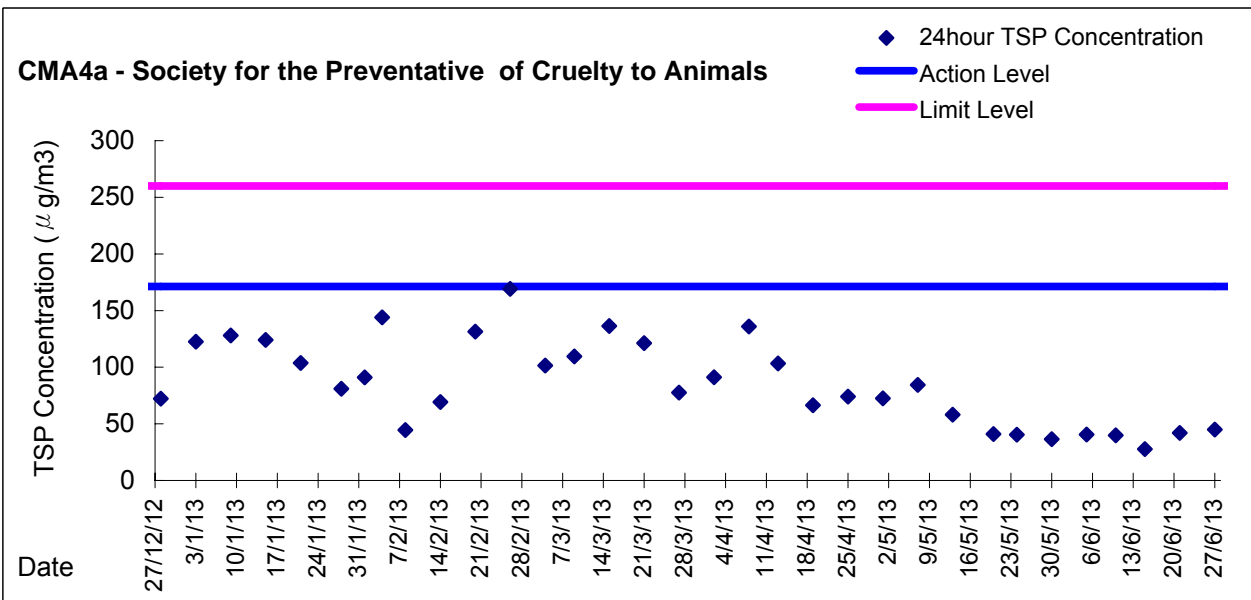
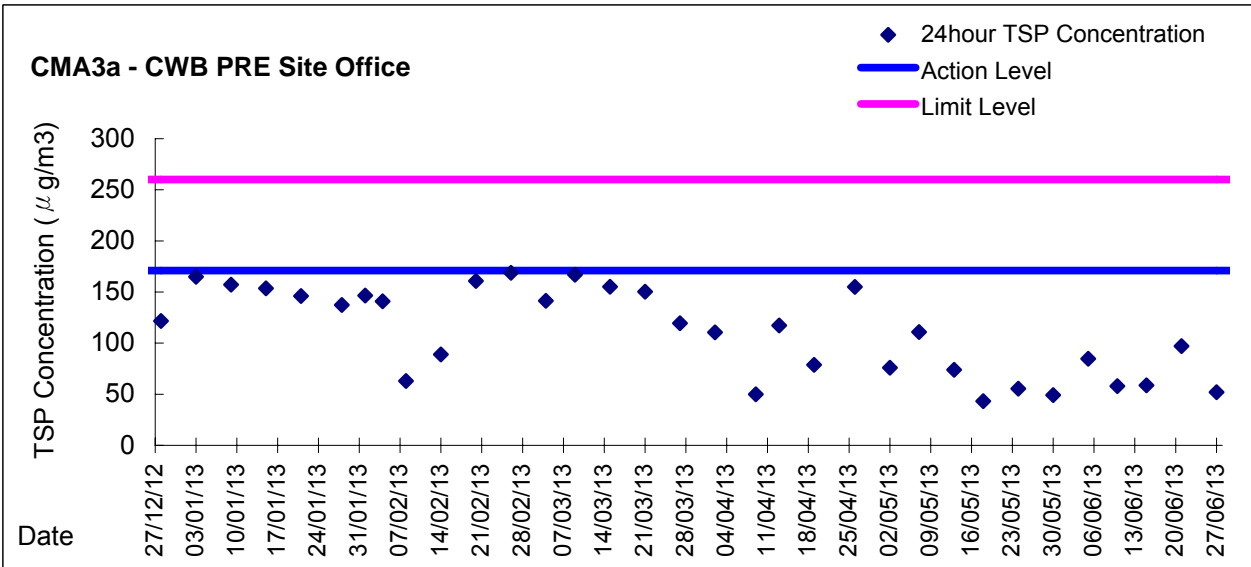
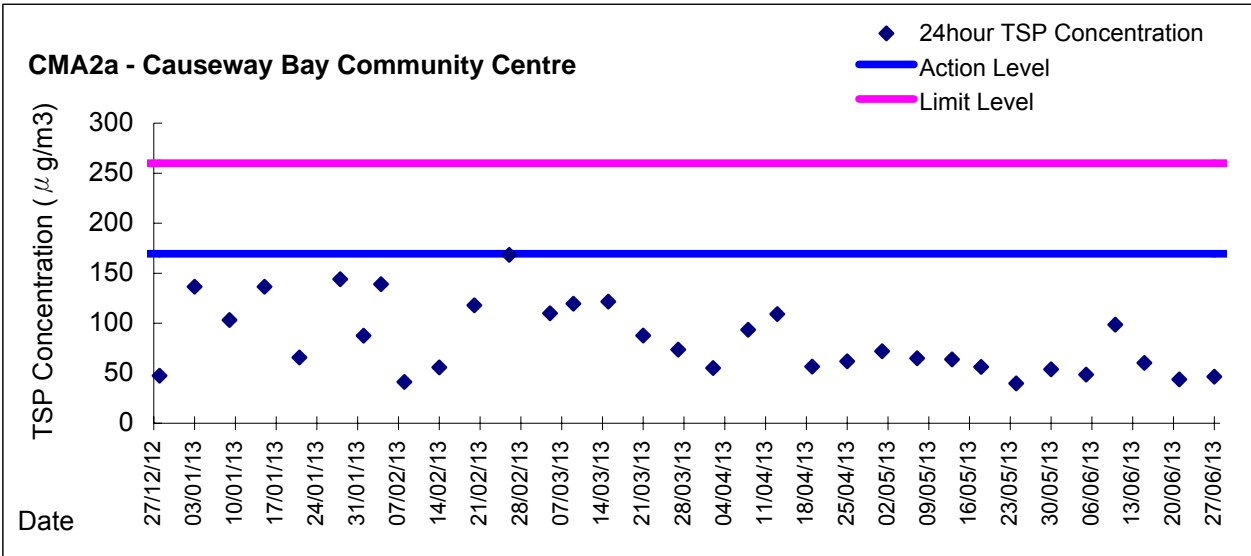


Graphic Presentation of 24 hour TSP Result





Graphic Presentation of 24 hour TSP Result





Graphic Presentation of 24 hour TSP Result

